

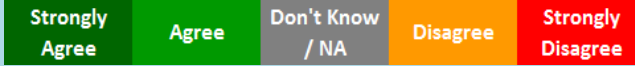
**Please indicate how much you agree
or disagree with the following
statements about this school.**

**Title 1
School**

Please indicate how much you agree or disagree with the following statements about this school.

Title 1 School

Key



% Agree	HU % Agree	nHU % Agree	% Agree ES	% Agree MS	% Agree HS
---------	------------	-------------	------------	------------	------------

Teachers here make it clear to students that bullying is not tolerated.

Not Title 1



100% (8)	% (0)	100% (8)	100% (8)	% (0)	% (0)
----------	-------	----------	----------	-------	-------

District



89% (891)	88% (100)	89% (791)	89% (522)	86% (118)	89% (184)
-----------	-----------	-----------	-----------	-----------	-----------

If a student was bullied, he or she would tell one of the teachers or staff at school.

Not Title 1



100% (7)	% (0)	100% (7)	100% (7)	% (0)	% (0)
----------	-------	----------	----------	-------	-------

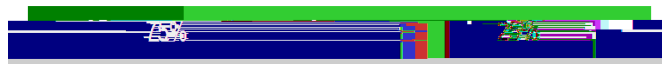
District



79% (888)	80% (99)	79% (789)	84% (520)	70% (118)	70% (184)
-----------	----------	-----------	-----------	-----------	-----------

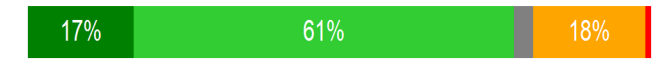
Students tell teachers when other students are being bullied.

Not Title 1



100% (8)	% (0)	100% (8)	100% (8)	% (0)	% (0)
----------	-------	----------	----------	-------	-------

District



77% (883)	75% (100)	78% (783)	82% (520)	71% (117)	67% (180)
-----------	-----------	-----------	-----------	-----------	-----------

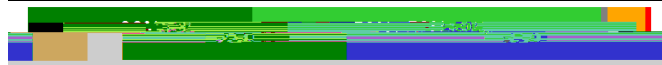
If a student tells a teacher that someone is bullying her or him, the teacher will do something to help.

Not Title 1



100% (8)	% (0)	100% (8)	100% (8)	% (0)	% (0)
----------	-------	----------	----------	-------	-------

District



92% (885)	91% (100)	92% (785)	92% (519)	91% (117)	95% (183)
-----------	-----------	-----------	-----------	-----------	-----------

Students here try to stop bullying when they see it happening.

Not Title 1



88% (8)	% (0)	88% (8)	88% (8)	% (0)	% (0)
---------	-------	---------	---------	-------	-------

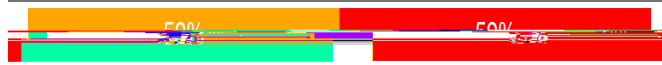
District



65% (883)	57% (100)	66% (783)	64% (517)	60% (118)	70% (182)
-----------	-----------	-----------	-----------	-----------	-----------

There is a lot of tension in this school between people of different cultures, races, or ethnicities.

Not Title 1



0% (8)	% (0)	0% (8)	0% (8)	% (0)	% (0)
--------	-------	--------	--------	-------	-------

District



21% (882)	23% (100)	21% (782)	21% (515)	29% (117)	20% (184)
-----------	-----------	-----------	-----------	-----------	-----------

Students in this school respect each other's

21% 23%

Please indicate how much you agree or disagree with the following statements about this school.

	Title 1 School	Key					% Agree	HU % Agree	nHU % Agree	% Agree ES	% Agree MS	% Agree HS
		Strongly Agree	Agree	Don't Know / NA	Disagree	Strongly Disagree						
This school help students solve conflicts with one another.	Not Title 1						100% (8)	% (0)	100% (8)	100% (8)	% (0)	% (0)
	District						84% (835)	81% (95)	85% (740)	86% (505)	80% (105)	78% (165)
This school encourages students to care about how others feel.	Not Title 1						100% (8)	% (0)	100% (8)	100% (8)	% (0)	% (0)
	District						87% (841)	95% (97)	86% (744)	87% (506)	80% (107)	88% (167)
Teachers go out of their way to help students.	Not Title 1						88% (8)	% (0)	88% (8)	88% (8)	% (0)	% (0)
	District						95% (840)	93% (98)	95% (742)	95% (501)	94% (109)	93% (169)
Classes challenge students.	Not Title 1						86% (7)	% (0)	86% (7)	86% (7)	% (0)	% (0)
	District						88% (806)	93% (94)	88% (712)	89% (481)	87% (107)	90% (162)
Adults at this school treat all students with respect.	Not Title 1						88% (8)	% (0)	88% (8)	88% (8)	% (0)	% (0)
	District						89% (848)	82% (98)	90% (750)	89% (506)	89% (109)	88% (172)
The school rules are fair.	Not Title 1						100% (8)	% (0)	100% (8)	100% (8)	% (0)	% (0)
	District						88% (844)	90% (99)	88% (745)	89% (506)	85% (109)	85% (169)
Students in this school are well-behaved.	Not Title 1						75% (8)	% (0)	75% (8)	75% (8)	% (0)	% (0)
	District						65% (847)	69% (99)	64% (748)	61% (505)	65% (109)	78% (172)
The rules in the school are too strict.	Not Title 1						13% (8)	% (0)	13% (8)	13% (8)	% (0)	% (0)
	District						6% (842)	9% (98)	6% (744)	7% (506)	4% (108)	5% (170)
It is easy for students to get kicked out of class or get suspended.	Not Title 1						0% (0)	% (0)	0% (8)	0% (8)	% (0)	% (0)
	District						7% (835)	9% (95)	7% (740)	8% (503)	2% (108)	7% (169)



Please indicate how much you agree or disagree with the following statements about this school.

	Title 1 School	Key					% Agree	HU % Agree	nHU % Agree	% Agree ES	% Agree MS	% Agree HS
		Strongly Agree	Agree	Don't Know / NA	Disagree	Strongly Disagree						
Students get in trouble for breaking small rules.	Not Title 1						0% (8)	% (0)	0% (8)	0% (8)	% (0)	% (0)
	District						10% (834)	12% (97)	10% (737)	11% (498)	8% (108)	7% (169)
Teachers are very strict here.	Not Title 1						0% (8)	% (0)	0% (8)	0% (8)	% (0)	% (0)
	District						12% (839)	9% (97)	13% (742)	14% (500)	13% (109)	4% (170)
Rules in this school are made clear to students.	Not Title 1						100% (8)	% (0)	100% (8)	100% (8)	% (0)	% (0)
	District						75% (844)	82% (98)	75% (746)	82% (507)	72% (109)	52% (168)
Students understand expectations for their conduct.	Not Title 1						100% (8)	% (0)	100% (8)	100% (8)	% (0)	% (0)
	District						74% (843)	77% (98)	73% (745)	78% (504)	72% (109)	59% (170)
Students know what the rules are.	Not Title 1						100% (8)	% (0)	100% (8)	100% (8)	% (0)	% (0)
	District						80% (847)	84% (98)	79% (749)	85% (508)	83% (109)	59% (170)
This school makes it clear how students are expected to act.	Not Title 1						100% (8)	% (0)	100% (8)	100% (8)	% (0)	% (0)
	District						75% (847)	81% (98)	74% (749)	81% (508)	72% (109)	53% (169)
This school clearly communicates rules and behavioral expectations for students.	Not Title 1						100% (8)	% (0)	100% (8)	100% (8)	% (0)	% (0)
	District						72% (847)	81% (98)	71% (749)	79% (509)	68% (108)	51% (171)
Students at this school follow the rules of conduct.	Not Title 1						75% (8)	% (0)	75% (8)	75% (8)	% (0)	% (0)
	District						63% (847)	65% (98)	63% (749)	62% (507)	64% (108)	62% (171)

**Agree or Disagree:
This school ...**

**Title 1
School**

Key

Strongly
Agree

Agree

Don't Know
/ NA

Disagree

Strongly
Disagree

% Agree

HU %
Agree

nHU %
Agree

% Agree
ES

% Agree
MS

% Agree
HS

This school provides the materials, resources,

Agree or Disagree: This school ...	Title 1 School	Key					% Agree	HU % Agree	nHU % Agree	% Agree ES	% Agree MS	% Agree HS
		Strongly Agree	Agree	Don't Know / NA	Disagree	Strongly Disagree						
This school encourages students to enroll in rigorous courses (such as honors and AP), regardless of their race, ethnicity, or nationality.	Not Title 1	100%					100% (3)	% (0)	100% (3)	100% (3)	% (0)	% (0)
	District	31%	44%		18%	7%	75% (617)	71% (65)	76% (552)	65% (297)	79% (94)	93% (189)
This school emphasizes using instructional materials that reflect the culture or ethnicity of its students.	Not Title 1	67%					67% (6)	% (0)	67% (6)	67% (6)	% (0)	% (0)
	District						82% (908)	79% (95)	82% (813)	83% (541)	79% (117)	84% (184)
This school has staff examine their own cultural biases through professional development or other processes.	Not Title 1	100%					100% (7)	% (0)	100% (7)	100% (7)	% (0)	% (0)
	District	42%	49%		7%		91% (936)	84% (96)	91% (840)	89% (554)	93% (122)	94% (190)
This school considers closing the racial/ethnic												

**Agree or Disagree:
This school ...**

**Title 1
School**

Key

**Strongly
Agree**

Agree

**Don't Know
/ NA**

Disagree

**Strongly
Disagree**



Agree or Disagree: This school ...	Title 1 School	Key					% Agree	HU % Agree	nHU % Agree	% Agree ES	% Agree MS	% Agree HS
		Strongly Agree	Agree	Don't Know / NA	Disagree	Strongly Disagree						
This school takes steps to minimize paper work.	Not Title 1						86%	%	86%	86%	%	%
	District						(7)	(0)	(7)	(7)	(0)	(0)
This school provides adequate benefits (e.g., salary, fringe benefits and retirement options) to support my continued employment.	Not Title 1						62%	59%	63%	64%	59%	60%
	District						(829)	(94)	(735)	(486)	(106)	(177)
This school provides relevant training for para educators and educational assistants.	Not Title 1						57%	%	57%	57%	%	%
	District						(7)	(0)	(7)	(7)	(0)	(0)
							71%	69%	71%	71%	67%	72%
							(867)	(98)	(769)	(509)	(112)	(181)
							40%	%	40%			
							(5)	(0)	(5)			


Agree or Disagree: This school ...	Title 1 School	Key					% Agree	HU % Agree	nHU % Agree	% Agree ES	% Agree MS	% Agree HS
		Strongly Agree	Agree	Don't Know / NA	Disagree	Strongly Disagree						

This school seeks to maintain a secure campus

How much of a problem AT THIS SCHOOL is ...

Title 1 School

Key



% Mild to Insig.

How much of a problem at this school is harassment or bullying among students?

Not Title 1



100% (8)

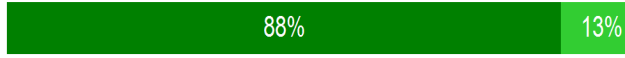
District



57% (911)

How much of a problem at this school is physical fighting between students?

Not Title 1



100% (8)

District



78% (914)

nHU % Mild

% Mild to Insig. MS

% Mild to Insig. HS

100%

0%

0%

57%

44%

44%

100%

0%

0%

76%

82%

87%

(99)

(120)



(190)

How much of a problem AT THIS SCHOOL is ...	Title 1 School	Key				% Mild to Insig.	HU % Mild to Insig.	nHU % Mild to Insig.	% Mild to Insig. ES	% Mild to Insig. MS	% Mild to Insig. HS
		Insignificant Problem	Mild Problem	Moderate Problem	Severe Problem						
How much of a problem at this school is vandalism (including graffiti)?	Not Title 1					100% (8)	% (0)	100% (8)	100% (8)	% (0)	% (0)
	District					82% (907)	80% (99)	82% (808)	87% (535)	72% (120)	68% (189)
How much of a problem at this school is theft?	Not Title 1					100% (8)	% (0)	100% (8)	100% (8)	% (0)	% (0)
	District					86% (906)	84% (99)	87% (807)	89% (533)	89% (120)	74% (189)

How many adults at the school ...	Title 1 School	Key				% Most to Nearly All	HU % Most to Nearly All	nHU % Most to Nearly All	% Most to Nearly All ES	% Most to Nearly All MS	% Most to Nearly All HS
		Nearly All			Almost						
How many adults at this school work hard to						100% (8)	% (0)	100% (8)	100% (8)	% (0)	% (0)
	District					86% (906)	84% (99)	87% (807)	89% (533)	89% (120)	74% (189)

How many adults at the school ...	Title 1 School	Key	% Most to Nearly All	HU % Most to Nearly All	nHU % Most to Nearly All	% Most to Nearly All ES	% Most to Nearly All MS	% Most to Nearly All HS
How many adults at this school treat all students fairly?	Not Title 1		100% (8)	0% (0)	100% (8)	100% (8)	0% (0)	0% (0)
	District		81% (949)	76% (101)	81% (101)			



To what extent does the school ...	Title 1 School	Key 	% Some to A Lot	HU % Some to A Lot	nHU % Some to A Lot	% Some to A Lot ES	% Some to A Lot MS	% Some to A Lot HS
foster youth development, resilience, or asset promotion?	Not Title 1		67% (6)	% (0)	67% (6)	67% (6)	% (0)	% (0)

Based on your experience, how many students at this school ...	Title 1 School	Key					% Most to Nearly All	HU % Most to Nearly All	nHU % Most to Nearly All	% Most to Nearly All ES	% Most to Nearly All MS	% Most to Nearly All HS
		Nearly All	Most	Some	Few	Almost						
How many students at this school are healthy and physically fit?	Not Title 1						100% (8)	% (0)	100% (8)	100% (8)	% (0)	% (0)
	District	14%	56%	27%			69% (932)	78% (101)	68% (831)	69% (550)	78% (120)	71% (195)
How many students at this school arrive at school alert and rested?	Not Title 1						100% (8)	% (0)	100% (8)	100% (8)	% (0)	% (0)
	District	8%	45%	38%	8%		53% (

